

Easily integrate Microsoft Dynamics 365 Business Central with Therefore™

Microsoft Dynamics 365 Business Central is a comprehensive business management solution designed especially for small and mid-sized businesses to streamline and integrate essential business processes such as finance, sales, operations, customer service, project management, and supply chain management.

Much like Therefore™, Business Central is scalable and can grow along with your business, offering flexibility as your needs evolve. It also provides robust reporting and analytics capabilities, making it easier to track performance, identify trends, and make informed business decisions. In other words:

Therefore™ and Business Central are a match made in heaven!

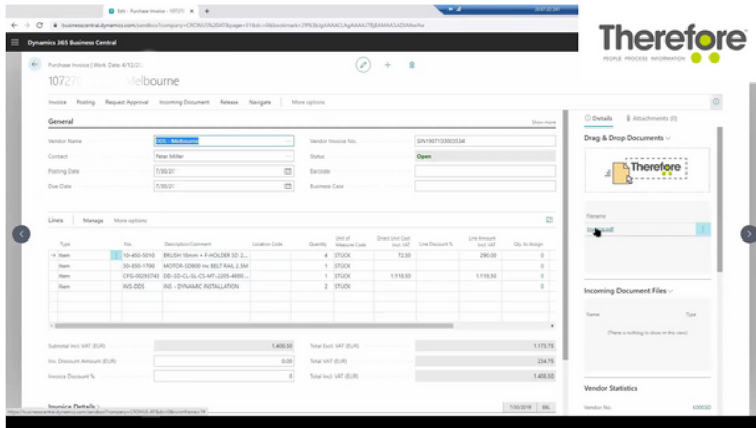


Microsoft Dynamics 365
Business Central

With the Therefore™ Connector for Business Central, you can:

- ✓ Save outgoing documents generated in Business Central to Therefore™ automatically.
- ✓ Drag and drop documents from Windows Explorer into Business Central and save the file to Therefore™ automatically.
- ✓ Open documents for viewing in the Therefore™ Viewer or Therefore™ Web Viewer from the Business Central interface.
- ✓ Connect in both directions: Create a purchase invoice from Therefore™ and send to Business Central for payment processing while maintaining audit records, traceability and workflow in Therefore™.

Capture invoices in Therefore™ and send them to Business Central



All the data captured by Therefore™ is available, such as the line items, item codes, descriptions, quantities, and unit prices.

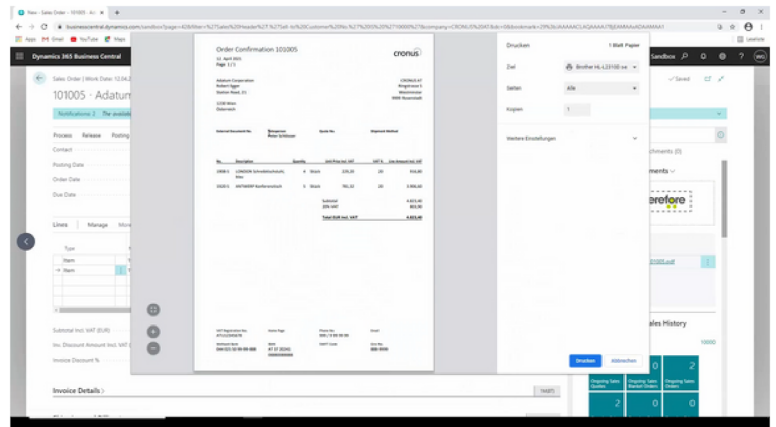
The connector allows you to add more documents to the invoice and save them in Therefore™ via the Drag & Drop zone. The uploaded document remains accessible from the link in Business Central.

Once posted, the data is updated in Therefore™ and marked as “posted”. This can be a useful indicator within Therefore™, for example as a trigger to start or continue a workflow process.

Save a Sales Order in Therefore™

Build a sales order in Business Central and get it ready to be printed as an outgoing document.

Once the print request is started in Business Central, a PDF of the Sales Order is created for printing, which the connector also saves to Therefore in the background.

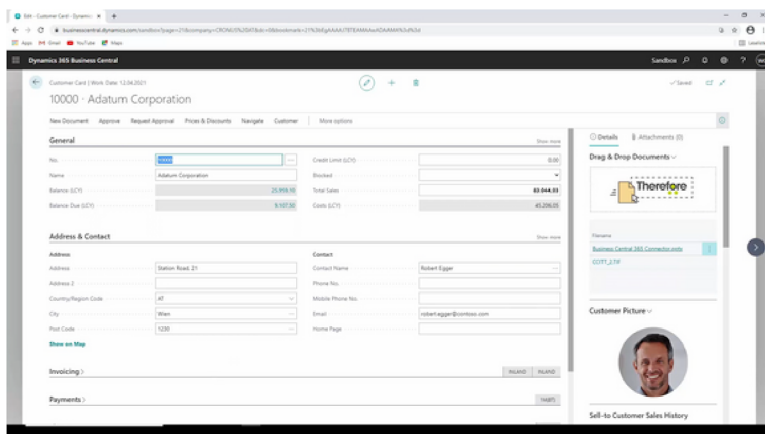


This is also possible for quotes, invoices, shipments, or other ordering and invoice processing documents.

Manage Customers

When viewing a customer card in Business Central, drag and drop documents into the Therefore™ area to add them to Business Central and Therefore™.

When the document is saved to Therefore™, the connector collects the relevant information from the customer card in Business Central and maps this to the appropriate index data fields in Therefore™.



More information about the Therefore™ Connector for Microsoft Dynamics 365 Business Central, including demo videos and licensing information, is available on our website. Learn more at:

www.therefore.net